

Format of Holding of Specified securities

1. Name of Listed Entity: MSP STEEL & POWER LIMITED
2. Scrip Code/Name of Scrip/Class of Security: 532650, MSPL, EQUITY SHARES
3. Share Holding Pattern Filed under: Reg. 31(1)(a)/Reg. 31(1)(b)/Reg. 31(1)(c)
 - a. if under 31(1)(b) then indicate the report for quarter ending 30/09/2016
 - b. if under 31(1)(c) then indicate date of allotment/extinguishment

4. Declaration : The Listed entity is required to submit the following declaration to the extent of submission of information:

Particulars	YES*	NO*
a. Whether the Listed Entity has issued any partly paid up shares		No
b. Whether the Listed Entity has issued any Convertible Securities or Warrants?		No
c. Whether the Listed Entity has any shares against which depository receipts are issued?		No
d. Whether the Listed Entity has any shares in locked-in?		No
e. Whether any shares held by promoters are pledge or otherwise encumbered?	YES	

*if the Listed Entity selects the option 'NO' for the questions above, the columns for the partly paid up shares, Outstanding Convertible Securities/Warrants, depository receipts, locked-in shares, No of shares pledged or otherwise encumbered by promoters, as applicable, shall not be displayed at the time of dissemination on the Stock Exchange website. Also wherever there is 'No' declared by Listed entity in above table the values will be considered as 'Zero' by default on submission of the format of holding of specified securities.

5. The tabular format for disclosure of holding of specified securities is as follows:





Table 1 - Summary Statement holding of specified securities

Category	Category of Shareholder	No of Shareholders	No of fully paid up equity shares held	No of Partly paid-up equity shares held	No of Shares Underlying Depository Receipts	Total No of Shares Held (VII) = (IV)+(V)+(VI)	Shareholding as a % of total no of shares (As a % of (A+B+C2))	Number of Voting Rights held in each class of securities			No of Shares Underlying convertible securities (including Warrants)	Shareholding as a % assuming full conversion of convertible Securities (as a percentage of diluted share capital)	Number of Locked in Shares	Number of Shares pledged or otherwise encumbered	Number of Shares held in dematerialized form	
								Class X	Class Y	Total						
	(i)	(iii)	(iv)	(v)	(vi)	(vii)	(viii)	No of Voting Rights			(x)	(xi)	(xii)	(xiii)	(xiv)	
(A)	Promoter & Promoter Group	24	63343500	0	63343500	63343500	71.90	0	63343500	0	63343500	0	0.00	63343500	100.00	63343500
(B)	Public	10728	24756500	0	24756500	24756500	28.10	0	24756500	0	24756500	0	0.00	NA	NA	24693163
(C)	Non Promoter-Non Public Shares underlying DBs	0	0	0	0	0	NA	0	0	0	0	0	0.00	NA	NA	0
(C2)	Shares held by Employees Trusts	0	0	0	0	0	0.00	0	0	0	0	0	0.00	NA	NA	0
Total:		10752	88100000	0	88100000	88100000	100.00	0	88100000	0	88100000	0	0.00	63343500	100.00	88036663





S. S. S.

Table II - Statement showing shareholding pattern of the Promoter and Promoter Group

Category	Category & Name of the Shareholder	No of Shareholders	No of fully paid up equity shares held	No of Partly paid-up equity shares held	No of Shares Underlying Depository Receipts	Total No of Shares Held (IV+V+VI)	Shareholding as a % of total no of shares (calculated as per SCRR, 1957 (VII) As a % of (A+B+C2)	No of Voting Rights held in each class of securities			No of Shares Underlying convertible securities (including Warrants)	Shareholding as a % assuming full conversion of convertible securities (as a diluted share capital) (VII)-(X) As a % of (A+B+C2)	Number of Locked in Shares	As a % of total Shares held	Number of Shares pledged or otherwise encumbered	Number of equity shares held in dematerialized form
								Class X	Class Y	Total						
(1)	(f)	(iii)	(iv)	(v)	(vi)	(vii)	(viii)	(ix)			(x)	(xi)	(xii)	(xiii)	(xiv)	
	Indian															
(a)	Individuals/Hindu undivided Family	9	2023240	0	0	2023240	2.30	2023240	0	2023240	2.30	0	0.00	2023240	100.00	2023240
	SURESH KUMAR AGRAWAL	1	25120	0	0	25120	0.03	25120	0	25120	0.03	0	0.00	25120	100.00	25120
	PURAN MAL AGRAWAL	1	29000	0	0	29000	0.03	29000	0	29000	0.03	0	0.00	29000	100.00	29000
	PRANAY AGRAWAL	1	306000	0	0	306000	0.35	306000	0	306000	0.35	0	0.00	306000	100.00	306000
	NISHA AGRAWAL	1	336500	0	0	336500	0.38	336500	0	336500	0.38	0	0.00	336500	100.00	336500
	MIRAN AGRAWAL	1	48600	0	0	486000	0.55	486000	0	486000	0.55	0	0.00	486000	100.00	486000
	SAKET AGRAWAL	1	20400L	0	0	204000	0.23	204000	0	204000	0.23	0	0.00	204000	100.00	204000
	MANISH AGRAWAL	1	309000	0	0	309000	0.35	309000	0	309000	0.35	0	0.00	309000	100.00	309000
	PURAN MAL AGRAWAL	1	186620	0	0	186620	0.21	186620	0	186620	0.21	0	0.00	186620	100.00	186620
	SURESH KUMAR AGRAWAL	1	141000	0	0	141000	0.16	141000	0	141000	0.16	0	0.00	141000	100.00	141000
	Central Government/State Government(s)	0	0	0	0	0	0.00	0	0	0	0.00	0	0.00	0	0.00	0
(b)	Financial Institutions/Banks	0	0	0	0	0	0.00	0	0	0	0.00	0	0.00	0	0.00	0
(c)	Any Other	15	61320260	0	0	61320260	69.60	61320260	0	61320260	69.60	0	0.00	61320260	100.00	61320260
(d)	DEXO TRADING PVT. LTD.	1	1575000	0	0	1575000	1.79	1575000	0	1575000	1.79	0	0.00	1575000	100.00	1575000
	HIGH TIME HOLDINGS PVT. LTD.	1	3025000	0	0	3025000	3.43	3025000	0	3025000	3.43	0	0.00	3025000	100.00	3025000
	ILEX PRIVATE LIMITED	1	4115000	0	0	4115000	4.67	4115000	0	4115000	4.67	0	0.00	4115000	100.00	4115000
	LARIGO INVESTMENT PRIVATE LIMITED	1	1000000	0	0	1000000	1.14	1000000	0	1000000	1.14	0	0.00	1000000	100.00	1000000
	B S CONFIN PVT. LTD.	1	3530000	0	0	3530000	4.01	3530000	0	3530000	4.01	0	0.00	3530000	100.00	3530000
	EMERALD TRADELINK PVT. LTD.	1	2500000	0	0	2500000	2.84	2500000	0	2500000	2.84	0	0.00	2500000	100.00	2500000
	K. C. TEXOFINE PVT. LTD.	1	1215000	0	0	1215000	1.38	1215000	0	1215000	1.38	0	0.00	1215000	100.00	1215000
	RAI SECURITIES LTD.	1	1000000	0	0	1000000	1.14	1000000	0	1000000	1.14	0	0.00	1000000	100.00	1000000
	ADHUNIK GASES LTD.	1	5554000	0	0	5554000	6.30	5554000	0	5554000	6.30	0	0.00	5554000	100.00	5554000
	AA ESS TRADELINKS PVT. LTD.	1	1900000	0	0	1900000	2.16	1900000	0	1900000	2.16	0	0.00	1900000	100.00	1900000
	MSP SPONGE IRON LIMITED	1	24736500	0	0	24736500	28.08	24736500	0	24736500	28.08	0	0.00	24736500	100.00	24736500
	MSP INFOTECH PVT LTD	2	7229760	0	0	7229760	8.21	7229760	0	7229760	8.21	0	0.00	7229760	100.00	7229760
(2)	RAINATH VYAPAR PRIVATE LIMITED	1	2500000	0	0	2500000	2.84	2500000	0	2500000	2.84	0	0.00	2500000	100.00	2500000
	SIKHAR COMMODITY TRADE PVT. LTD.	1	1440000	0	0	1440000	1.63	1440000	0	1440000	1.63	0	0.00	1440000	100.00	1440000
	Sub-Total (A)(1)	24	63343500	0	0	63343500	71.90	63343500	0	63343500	71.90	0	0.00	63343500	100.00	63343500
(3)	Foreign Individuals (Non-Resident Individuals)/Foreign Institutions	0	0	0	0	0	0.00	0	0	0	0.00	0	0.00	0	0.00	0
(a)	Individuals/Foreign Institutions	0	0	0	0	0	0.00	0	0	0	0.00	0	0.00	0	0.00	0
(b)	Government	0	0	0	0	0	0.00	0	0	0	0.00	0	0.00	0	0.00	0
(c)	Institutions	0	0	0	0	0	0.00	0	0	0	0.00	0	0.00	0	0.00	0
(d)	Foreign Portfolio Investor	0	0	0	0	0	0.00	0	0	0	0.00	0	0.00	0	0.00	0
(e)	Any Other	0	0	0	0	0	0.00	0	0	0	0.00	0	0.00	0	0.00	0
	Sub-Total (A)(2)	0	0	0	0	0	0.00	0	0	0	0.00	0	0.00	0	0.00	0
	Total Shareholding of Promoter and Promoter Group (A)=(A)(1)+(A)(2)	24	63343500	0	0	63343500	71.90	63343500	0	63343500	71.90	0	0.00	63343500	100.00	63343500

Table III - Statement showing shareholding pattern of the Public shareholder



Category	Category & Name of the Shareholder	No of Shareholders (III)	No of fully paid-up equity shares held (IV)	No of Partly paid-up equity shares held (V)	No of Shares Underlying Depository Receipts (VI)	Total No of Shares Held (IV+V+VI) (VII)	Shareholding as a % of total no of shares (A+B+C2) (VIII)	Number of Voting Rights held in each class of securities			No of Shares Underlying Outstanding convertible securities (Including Warrants) (X)	Shareholding as a % assuming full conversion of convertible Securities (as a percentage of diluted share capital) (XI)	Number of Locked in Shares (XII)	Number of Shares pledged or otherwise encumbered (XIII)	Number of equity shares held in dematerialized form (XIV)
								Class X	Class Y	Total (IX)					
							Total as a % of (A+B+C)								
(1)	Institutions														
(a)	Mutual Funds	0	0	0	0	0	0.00	0	0	0	0.00	0	0.00	0	
(b)	Venture Capital Funds	0	0	0	0	0	0.00	0	0	0	0.00	0	0.00	0	
(c)	Alternate Investment Funds	0	0	0	0	0	0.00	0	0	0	0.00	0	0.00	0	
(d)	Foreign Venture Capital Investors	0	0	0	0	0	0.00	0	0	0	0.00	0	0.00	0	
(e)	Foreign Portfolio Investors	0	0	0	0	0	0.00	0	0	0	0.00	0	0.00	0	
(f)	Financial Institutions/Banks	1	254990	0	254990	254990	0.29	0	254990	0.29	0	0	0.00	254990	
(g)	Insurance Companies	0	0	0	0	0	0.00	0	0	0.00	0	0	0.00	0	
(h)	Provident Funds/Pension Funds	0	0	0	0	0	0.00	0	0	0.00	0	0	0.00	0	
(i)	Any Other	1	254990	0	0	254990	0.29	0	254990	0.29	0	0	0.00	254990	
	Sub Total (B)(1)														
(2)	Central Government/State Government(s)/President of India	0	0	0	0	0	0.00	0	0	0.00	0	0	0.00	0	
	Sub Total (B)(2)														
(3)	Non-Institutions														
(a)	i. Individual shareholders holding nominal share capital up to Rs. 2 lakhs	10309	5456828	0	0	5456828	6.19	0	5456828	6.19	0	0	0.00	5448891	
	ii. Individual shareholders holding nominal share capital in excess of Rs. 2 Lakhs	37	1810442	0	0	1810442	2.05	0	1810442	2.05	0	0	0.00	1759042	
(b)	NBFCs Registered with RBI	0	0	0	0	0	0.00	0	0	0.00	0	0	0.00	0	
(c)	Employee Trusts	0	0	0	0	0	0.00	0	0	0.00	0	0	0.00	0	
(d)	Overseas Depositories (Holding DRs)(Balancing figure)	0	0	0	0	0	0.00	0	0	0.00	0	0	0.00	0	
(e)	Any Other														
	NON RESIDENT INDIANS	81	208771	0	0	208771	0.24	0	208771	0.24	0	0	0.00	208771	
	CLEARING MEMBERS	18	42979	0	0	42979	0.05	0	42979	0.05	0	0	0.00	42979	
	NON RESIDENT INDIAN NON REPATRIABLE	19	17721	0	0	17721	0.02	0	17721	0.02	0	0	0.00	17721	
	BODIES CORPORATES	263	16964769	0	0	16964769	19.26	0	16964769	19.26	0	0	0.00	16964769	
	MOHIT VIYAPAR PVT. LTD.	1	2488940	0	0	2488940	1.69	0	2488940	1.69	0	0	0.00	2488940	
	RAVI BUSINESS SERVICES PVT. LTD.	1	1020449	0	0	1020449	1.16	0	1020449	1.16	0	0	0.00	1020449	
	S. K. JINTEX PRIVATE LIMITED	1	1632171	0	0	1632171	1.85	0	1632171	1.85	0	0	0.00	1632171	
	PANCHWATI AGENCIES PRIVATE LIMITED	1	3500000	0	0	3500000	3.97	0	3500000	3.97	0	0	0.00	3500000	
	ANUBHAV VINCOM PRIVATE LIMITED	1	3500000	0	0	3500000	3.97	0	3500000	3.97	0	0	0.00	3500000	
	SAMBHAV MERCANTILES PVT. LTD	1	1544000	0	0	1544000	1.75	0	1544000	1.75	0	0	0.00	1544000	
	Sub Total (B)(3)	10727	24501510	0	0	24501510	27.81	0	24501510	27.81	0	0	0.00	24438173	
	Total Public Shareholding (B) = (B)(1)+(B)(2)+(B)(3)	10728	24756500	0	0	24756500	28.10	0	24756500	28.10	0	0	0.00		



S. Gov.

Table IV - Statement showing shareholding pattern of the Non Promoter - Non Public Shareholder

Category	Category & Name of the Shareholder	No of Shareholders	No of fully paid up equity shares held	No of Partly paid-up equity shares held	No of Shares Underlying Depository Receipts	Total No of Shares Held (IV+V+VI)	Shareholding as a % of total no of shares (A+B+C2)	Number of Voting Rights held in each class of securities			No of Shares Underlying convertible securities (including Warrants)	Shareholding as a % assuming full conversion of convertible Securities (as a percentage of diluted share capital)	Number of Locked in Shares	Number of Shares pledged or otherwise encumbered	Number of equity shares held in dematerialized form
								Class X	Class Y	Total					
(1)	(I)	(III)	(IV)	(V)	(VI)	(VII)	(VIII)	No of Voting Rights			(X)	(XI)	(XII)	(XIII)	(XIV)
(2)															
	Custodian/DR Holder		0	0	0	0	0.00	0	0	0	0.00	0	0.00	0	0
	Employee Benefit Trust (under SEBI(Share based Employee Benefit) Regulations 2014)		0	0	0	0	0.00	0	0	0	0.00	0	0.00	0	0
	Total Non-Promoter-Non Public Shareholding (C) = (C1)+(C2)		0	0	0	0	0.00	0	0	0	0.00	0	0.00	0	0

Details of the shareholders acting as persons in Concert including their Shareholding:			
Name of Shareholder	Name of PAC	No of shares	Holding%
Total:		0	0



S. Verma

Details of Shares which remain unclaimed may be given hear along with details such as number	No of shares

For MSP Steel & Power Limited



Company Secretary