

Format of Holding of Specified securities

1. Name of Listed Entity: MSP STEEL & POWER LIMITED
2. Scrip Code/Name of Scrip/Class of Security: 532650/MSP/MSPL/EQUITY SHARES
3. Share Holding Pattern Filed under: Reg. 31(1)(a)/Reg.31(1)(b)/Reg.31(1)(c)
 - a. if under 31(1)(b) then indicate the report for quarter ending 31/03/2017
 - b. if under 31(1)(c) then indicate date of allotment/extinguishment

4. Declaration : The Listed entity is required to submit the following declaration to the extent of submission of information:

Particulars	YES*	NO*
a. Whether the Listed Entity has issued any partly paid up shares		NO
b. Whether the Listed Entity has issued any Convertible Securities or Warrants?		NO
c. Whether the Listed Entity has any shares against which depository receipts are issued?		NO
d. Whether the Listed Entity has any shares in locked-in?		NO
e. Whether any shares held by promoters are pledge or otherwise encumbered?	YES	

*if the Listed Entity selects the option 'NO' for the questions above, the columns for the partly paid up shares, Outstanding Convertible Securities/Warrants, depository receipts, locked-in shares, No of shares pledged or otherwise encumbered by promoters, as applicable, shall not be displayed at the time of dissemination on the Stock Exchange website. Also wherever there is 'No' declared by Listed entity in above table the values will be considered as 'Zero' by default on submission of the format of holding of specified securities.

5 The tabular format for disclosure of holding of specified securities is as follows:




Table 1 - Summary Statement holding of specified securities

Category	Category of Shareholder	No of Shareholders	No of fully paid up equity shares held	No of Partly paid-up equity shares held	No of Shares Underlying Depository Receipts	Total No of Shares Held (VII) = (IV)+(V)+(VI)	Shareholding as a % of total no of shares (As a % of (A+B+C2))	Number of Voting Rights held in each class of securities			No of Shares Underlying convertible securities (Including Warrants)	Shareholding as a % assuming full conversion of convertible Securities (as a percentage of diluted share capital)	Number of Locked in Shares		Number of Shares pledged or otherwise encumbered	Number of equity shares held in dematerialized form	
								Class X	Class Y	Total (IX)			No.	As a % of total Shares held (XII)			No.
(I)	(II)	(III)	(IV)	(V)	(VI)	(VII)	(VIII)	No of Voting Rights			(X)	(XI)	(XII)	(XIII)	(XIV)		
(A)	Promoter & Promoter Group	24	63343500	0	0	63343500	71.90	63343500	0	63343500	0	71.90	0	0.00	63343500	100.00	63343500
(B)	Public	10653	24756500	0	0	24756500	28.10	24756500	0	24756500	0	28.10	0	0.00	NA	NA	24693163
(C)	Non Promoter-Non Public	0	0	0	0	0	0.00	0	0	0	0	0.00	0	0.00	NA	NA	0
(C1)	Shares underlying DRs	0	0	0	0	0	0.00	0	0	0	0	0.00	0	0.00	NA	NA	0
(C2)	Shares held by Employees Trusts	0	0	0	0	0	0.00	0	0	0	0	0.00	0	0.00	NA	NA	0
	Total:	10677	88100000	0	0	88100000	100.00	88100000	0	88100000	0	100.00	0	0.00	63343500	100.00	88036663




Table II - Statement showing shareholding pattern of the Promoter and Promoter Group

Category	Category & Name of the Shareholder	No of Shareholders	No of fully paid up equity shares held	No of Partly paid-up equity shares held	No of Shares Underlying Depository Receipts	Total No of Shares Held (IV+V+VI)	Shareholding as a % of total no of shares (calculated as per SCRR, 1957 (VIII) As a % of (A+B+C2)	No of Voting Rights			Total as a % of (A+B+C)	No of Shares Underlying Outstanding convertible securities (including Warrants)	Shareholding as a % assuming full conversion of convertible Securities (as a percentage of diluted share capital) (VII)+(X) As a % of (A+B+C2)	Number of Locked in Shares	Number of Shares pledged or otherwise encumbered	Number of equity shares held in dematerialized form		
								No of Voting Rights									As a % of total No. Shares held	As a % of total Shares
								Class X	Class Y	Total								
(1)	(i)	(iii)	(iv)	(v)	(vi)	(vii)	(viii)	(ix)			(x)	(xi)	(xii)	(xiii)	(xiv)			
(a)	Indian Individuals/Hindu undivided Family	9	2023240	0	0	2023240	2.30	0	0	2023240	0	2.30	0	0.00	100.00	2023240		
(b)	SURESH KUMAR AGRAWAL	1	25120	0	0	25120	0.03	0	0	25120	0	0.03	0	0.00	100.00	25120		
(c)	PURAN MAL AGRAWAL	1	29000	0	0	29000	0.03	0	0	29000	0	0.03	0	0.00	100.00	29000		
(d)	PRANAY AGRAWAL	1	306000	0	0	306000	0.35	0	0	306000	0	0.35	0	0.00	100.00	306000		
(e)	NISHA AGRAWAL	1	336500	0	0	336500	0.38	0	0	336500	0	0.38	0	0.00	100.00	336500		
(f)	KIRAN AGRAWAL	1	486000	0	0	486000	0.55	0	0	486000	0	0.55	0	0.00	100.00	486000		
(g)	SAKET AGRAWAL	1	204000	0	0	204000	0.23	0	0	204000	0	0.23	0	0.00	100.00	204000		
(h)	MANISH AGRAWAL	1	309000	0	0	309000	0.35	0	0	309000	0	0.35	0	0.00	100.00	309000		
(i)	PURAN MAL AGRAWAL	1	186620	0	0	186620	0.21	0	0	186620	0	0.21	0	0.00	100.00	186620		
(j)	SURESH KUMAR AGRAWAL	1	141000	0	0	141000	0.16	0	0	141000	0	0.16	0	0.00	100.00	141000		
(k)	Central Government/State Government(s)	0	0	0	0	0	0.00	0	0	0	0	0.00	0	0.00	0.00	0		
(l)	Financial Institutions/Banks	0	0	0	0	0	0.00	0	0	0	0	0.00	0	0.00	0.00	0		
(m)	Any Other	15	61320260	0	0	61320260	69.60	0	0	61320260	0	69.60	0	0.00	100.00	61320260		
(n)	DEKO TRADING PVT. LTD.	1	1575000	0	0	1575000	1.79	0	0	1575000	0	1.79	0	0.00	100.00	1575000		
(o)	HIGH TIME HOLDINGS PVT. LTD.	1	3025000	0	0	3025000	3.43	0	0	3025000	0	3.43	0	0.00	100.00	3025000		
(p)	ILEX PRIVATE LIMITED	1	4115000	0	0	4115000	4.67	0	0	4115000	0	4.67	0	0.00	100.00	4115000		
(q)	LARIGO INVESTMENT PRIVATE LIMITED	1	1000000	0	0	1000000	1.14	0	0	1000000	0	1.14	0	0.00	100.00	1000000		
(r)	B S CONFIN PVT. LTD.	1	3530000	0	0	3530000	4.01	0	0	3530000	0	4.01	0	0.00	100.00	3530000		
(s)	EMERALD TRADELINK PVT. LTD.	1	1215000	0	0	1215000	2.84	0	0	1215000	0	2.84	0	0.00	100.00	1215000		
(t)	K. C. TEXOFINE PVT. LTD.	1	1000000	0	0	1000000	1.14	0	0	1000000	0	1.14	0	0.00	100.00	1000000		
(u)	RAJ SECURITIES LTD.	1	1000000	0	0	1000000	1.14	0	0	1000000	0	1.14	0	0.00	100.00	1000000		
(v)	ADHUNIK GASES LTD.	1	5554000	0	0	5554000	6.30	0	0	5554000	0	6.30	0	0.00	100.00	5554000		
(w)	AA ESS TRADELINKS PVT. LTD.	1	1900000	0	0	1900000	2.16	0	0	1900000	0	2.16	0	0.00	100.00	1900000		
(x)	MSP SPONGE IRON LIMITED	1	24736500	0	0	24736500	28.08	0	0	24736500	0	28.08	0	0.00	100.00	24736500		
(y)	MSP INFOTECH PVT LTD	2	7229760	0	0	7229760	8.21	0	0	7229760	0	8.21	0	0.00	100.00	7229760		
(z)	RAINATH VYAPAAR PRIVATE LIMITED	1	2500000	0	0	2500000	2.84	0	0	2500000	0	2.84	0	0.00	100.00	2500000		
(aa)	SIKHAR COMMOTRADE PVT.LTD.	1	1440000	0	0	1440000	1.63	0	0	1440000	0	1.63	0	0.00	100.00	1440000		
(ab)	Sub-Total (A)(1)	24	63343500	0	0	63343500	71.90	0	0	63343500	0	71.90	0	0.00	100.00	63343500		
(ac)	Foreign Individuals (Non-Resident)	0	0	0	0	0	0.00	0	0	0	0	0.00	0	0.00	0.00	0		
(ad)	Individuals/Foreign Individuals	0	0	0	0	0	0.00	0	0	0	0	0.00	0	0.00	0.00	0		
(ae)	Government	0	0	0	0	0	0.00	0	0	0	0	0.00	0	0.00	0.00	0		
(af)	Institutions	0	0	0	0	0	0.00	0	0	0	0	0.00	0	0.00	0.00	0		
(ag)	Foreign Portfolio Investor	0	0	0	0	0	0.00	0	0	0	0	0.00	0	0.00	0.00	0		
(ah)	Any Other	0	0	0	0	0	0.00	0	0	0	0	0.00	0	0.00	0.00	0		
(ai)	Sub-Total (A)(2)	0	0	0	0	0	0.00	0	0	0	0	0.00	0	0.00	0.00	0		
(aj)	Total Shareholding of Promoter and Promoter Group (A)=(A)(1)+(A)(2)	24	63343500	0	0	63343500	71.90	0	0	63343500	0	71.90	0	0.00	100.00	63343500		



Table III - Statement showing shareholding pattern of the Public shareholder

Category	Category & Name of the Shareholder	No of Shareholders	No of fully paid up equity shares held	No of Partly paid-up equity shares held	No of Shares Underlying Depository Receipts	Total No of Shares held (IV+V+VI)	Number of Voting Rights held in each class of securities			Shareholding as a % of total shares (A+B+C2)	No of Shares Outstanding convertible securities (Including Warrants)		Shareholding as a % assuming full conversion of convertible Securities (as a percentage of diluted share capital)	Number of Locked in Shares		Number of Shares pledged or otherwise encumbered	Number of equity shares held in dematerialized form
							Class X	Class Y	Total		(X)	(XI)		(XII)	(XIII)		
	(i)	(III)	(IV)	(V)	(VI)	(VII)	(IX)			(X)	(XI)	(XII)	(XIII)	(XIV)			
(1)	Institutions		0	0	0	0	0	0	0	0	0	0.00	0	0.00	NA	0	
(a)	Mutual Funds		0	0	0	0	0	0	0	0	0	0.00	0	0.00	NA	0	
(b)	Venture Capital Funds		0	0	0	0	0	0	0	0	0	0.00	0	0.00	NA	0	
(c)	Alternate Investment Funds		0	0	0	0	0	0	0	0	0	0.00	0	0.00	NA	0	
(d)	Foreign Venture Capital Investors		0	0	0	0	0	0	0	0	0	0.00	0	0.00	NA	0	
(e)	Foreign Portfolio Investors		0	0	0	0	0	0	0	0	0	0.00	0	0.00	NA	254990	
(f)	Financial Institutions/Banks	1	254990	0	0	254990	0	254990	0	254990	0	0.29	0	0.00	NA	0	
(g)	Insurance Companies		0	0	0	0	0	0	0	0	0	0.00	0	0.00	NA	0	
(h)	Provident Funds/Pension Funds		0	0	0	0	0	0	0	0	0	0.00	0	0.00	NA	0	
(i)	Any Other		0	0	0	0	0	0	0	0	0	0.00	0	0.00	NA	254990	
	Sub Total (B)(1)	1	254990	0	0	254990	0.29	254990	0	254990	0	0.29	0	0.00	NA	254990	
(2)	Central Government/State Government(s)/President of India		0	0	0	0	0	0	0	0	0	0.00	0	0.00	NA	0	
	Sub Total (B)(2)	0	0	0	0	0	0.00	0	0	0	0	0.00	0	0.00	NA	0	
(3)	Non-Institutions																
(a)	i. Individual shareholders holding nominal share capital up to Rs.2 lakhs	10250	5597228	0	0	5597228	6.35	5597228	0	5597228	0	6.35	0	0.00	NA	5585291	
	ii. Individual shareholders holding nominal share capital in excess of Rs. 2 Lakhs	38	1866222	0	0	1866222	2.12	1866222	0	1866222	0	2.12	0	0.00	NA	1814822	
(b)	NBFCs Registered with RBI	1	100	0	0	100	0.00	100	0	100	0	0.00	0	0.00	NA	100	
(c)	Employee Trusts	0	0	0	0	0	0.00	0	0	0	0	0.00	0	0.00	NA	0	
(d)	Overseas Depositories (Holding DRs)(Balancing figure)	0	0	0	0	0	0.00	0	0	0	0	0.00	0	0.00	NA	0	
(e)	Any Other																
	NON RESIDENT INDIANS CLEARING MEMBERS	80	202957	0	0	202957	0.23	202957	0	202957	0	0.23	0	0.00	NA	202957	
	NON RESIDENT INDIAN NON REPATRIABLE BODIES CORPORATES	15	14051	0	0	14051	0.02	14051	0	14051	0	0.02	0	0.00	NA	14051	
	BODIES CORPORATES	19	18662	0	0	18662	0.02	18662	0	18662	0	0.02	0	0.00	NA	18662	
	MOHIT VYAPAR PVT. LTD.	249	16802290	0	0	16802290	19.07	16802290	0	16802290	0	19.07	0	0.00	NA	16802290	
	RAVI BUSINESS SERVICES PVT. LTD.	1	1488940	0	0	1488940	1.69	1488940	0	1488940	0	1.69	0	0.00	NA	1488940	
	S. K. FINTEX PRIVATE LIMITED	1	1020449	0	0	1020449	1.16	1020449	0	1020449	0	1.16	0	0.00	NA	1020449	
	PANCHWATI AGENCIES PRIVATE LIMITED	1	1632171	0	0	1632171	1.85	1632171	0	1632171	0	1.85	0	0.00	NA	1632171	
	ANUBHAV VINCOM PRIVATE LIMITED	1	3500000	0	0	3500000	3.97	3500000	0	3500000	0	3.97	0	0.00	NA	3500000	
	SAMBHAV MERCANTILES PVT. LTD	1	1544000	0	0	1544000	1.75	1544000	0	1544000	0	1.75	0	0.00	NA	1544000	
	Sub Total (B)(3)	10652	24501510	0	0	24501510	27.81	24501510	0	24501510	0	27.81	0	0.00	NA	24438173	
	Total Public Shareholding (B) = (B)(1)+(B)(2)+(B)(3)	10653	24756500	0	0	24756500	28.10	24756500	0	24756500	0	28.10	0	0.00	NA	246993163	




Table IV - Statement showing shareholding pattern of the Non Promoter - Non Public Shareholder

Category	PAN	No of Shareholders	No of fully paid up equity shares held	No of Partly paid-up equity shares held	No of Shares Underlying Depository Receipts	Total No of Shares Held (IV+V+VI)	Shareholding as a % of total no of shares (A+B+C2)	Number of Voting Rights held in each class of securities			No of Shares Underlying Outstanding convertible securities (Including Warrants)	Shareholding as a % assuming full conversion of convertible Securities (as a percentage of diluted share capital)	Number of Locked in Shares		Number of Shares pledged or otherwise encumbered	Number of equity shares held in dematerialized form
								Class X	Class Y	Total			No.	As a % of total Shares held		
(1)	(U)	(III)	(IV)	(V)	(VI)	(VII)	(VIII)				(X)	(XI)	(XII)	(XIII)	(XIV)	
								0.00	0	0	0	0.00	0	0.00	0	
(2)			0	0	0	0	0.00					0.00	0	0.00	0	
			0	0	0	0	0.00					0.00	0	0.00	0	
Total Non-Promoter-Non Public Shareholding (C) = (C1)+(C2)																



